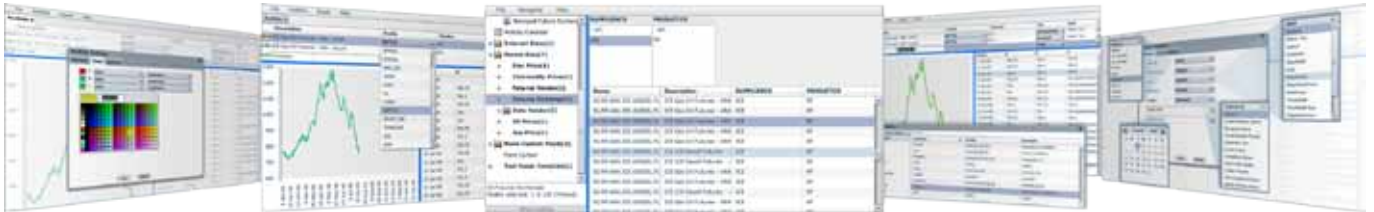


DataGenic
integrating your world

Genic DataGrid

Genic DataGrid



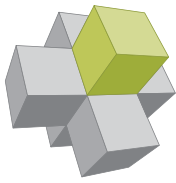
Genic DataGrid is a purpose-built web application designed for analysts, researchers, traders, risk managers and back office. Accessible with an Internet connection and a web browser, Genic DataGrid provides powerful charting capabilities, reports and extensive analytics with over 150 market data sources via our data managed service, Genic DataHub.

Fully integrated with Genic DataManager, this application provides a structured view of all types of data and includes a comprehensive package of technical studies, function library and data aggregation options. The intuitive and visionary navigation is fully configurable to simplify the selection of data.

Built for today's energy markets... Designed for tomorrow's challenges

Genic DataGrid is designed for the trader, analyst or research professional for market direction, pricing and trading strategies and back-testing analysis. For the energy participant organisation, your full range of market data needs – oil, gas, power, coal, emissions, freight, fundamentals, weather and more, is provided in a consistent, standardised format ready for use.

The intuitive dynamic property filtering and data navigation and excel-like formulas ensure familiarity and immediate use. The extensive formulae and data manipulation options allow cross-commodity analysis, with energy conversions such as spark/dark spreads and heat rate calculations. There is also the ability to compare volume, density and mass.

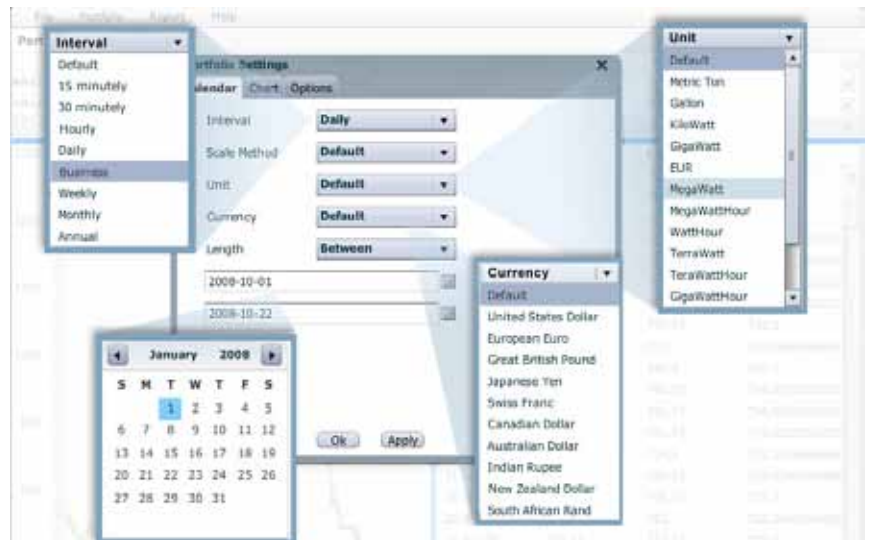


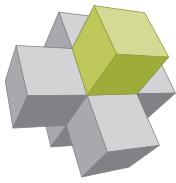
The key software components

- **Dynamic property filtering and Data Navigation** allowing rapid access to your data, whilst allowing user configuration for any selection criteria
- Extensive **Data Analysis capabilities**, designed for time-series and data manipulations, including averaging, spread calculations, forward curve visualisation, correlations, intra-day shaping.
- Excel-like **Formulas** provide a rich and powerful mechanism for analysing historical market behaviour, modelling contracts and portfolios, and quickly reacting to new market opportunities.
- A **User Interface** built for rapid access to libraries of stored portfolios and analysis with minimal mouse-clicks.
- Create **Market Portfolios** that can be easily shared, managed and compiled from standard, over-the-counter instruments and contract pricing formulas.

Providing the right solution

As a stand-alone web application, Genic DataGrid offer global market coverage, with data appearing automatically. As part of a Genic DataManager solution, access to internal data is provided also, including system generated data, in-house databases, proprietary forward curves and contract pricing. Functionality is extended, to ensure curves or other data can be written back to the Genic DataManager via the Excel Add-in, and immediately available in Genic DataGrid.





Linking you directly to your spreadsheets

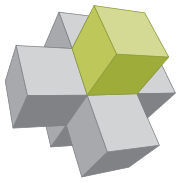
Genic ExcelLink, an Add-in for Microsoft Excel, provides spreadsheet users with full access to the managed market data service, Genic DataHub. Any Excel user can directly access and select the market data from within excel, or export the data to excel from Genic DataGrid. All spreadsheets can be updated automatically or in a single operation.

	A	B	C
ABSOLUTE VALUES			
Mean	905.53	907.37	907.82
High	1,292.25	1,290.75	1,273.03
Low	668.25	673.25	673.25
StDev	180.37	185.89	184.88
MaxChange	766.75	766.50	766.50
First	766.75	766.50	766.50
Last	868.25	873.25	873.25
LastDev	-237.28	-254.12	-254.57
ZScore	-1.26	-1.26	-1.27
BASIS VALUES			
Mean		1.85	2.30
High		-1.50	-19.22
Low		5.00	5.00
StDev		-2.40	-3.49
MaxChange		-0.25	-0.25
First		-0.25	-0.25
Last		6.00	6.00

Applying Genic DataGrid to you business

10 Quick Applied Calculations:

- Calculate spread between different markets
- Build arbitrage models
- Term contracts and deal comparisons
- Correlation and covariance matrixes for different markets and traded instruments
- Determine effect on 'events' have on market price
- Perform 'What if' scenarios
- Calculate any crack spreads, Swaps or Strips
- Back test actual versus forecast
- Intra-day power curve shaping
- Regression-based analysis for instrument relationships



Why Genic DataGrid?

On-Demand Data

- View global market data instantly 24/7
- Data can be added quickly to react to business requirements
- Work anywhere with internet connection
- Increase data value with less resources

Increase Efficiency

- Minimise manual activities
- Highly intuitive with low learning curve
- Reduce support costs
- Increased data retrieval and portfolio compilation
- Improve analysis and report accuracy

Increase Revenue

- Better trades & negotiations
- Improve client margin analysis
- Data becomes strategic asset

Creating Competitive Advantage

- Ability to leverage data value via extensive formulae and data manipulation
- Unified views of shared data
- Support decision making process



DataGenic

integrating your world

Genic DataGrid

About DataGenic

Since its creation in 2002, DataGenic is recognised as an international specialist in the delivery of data management solutions. DataGenic has developed an unrivalled knowledge of interval data, market pricing and reference data required by the industry, the complex usage of this data in analysis, trading, decision support, risk management, portfolio optimisation, operations and sales, and the technology needed to deliver and integrate information across the enterprise.

From a low-cost entry level to a full enterprise strength system, DataGenic sets a new standard in data management and operational efficiency by delivering the system infrastructure, flexibility and features to benefit from all their data assets within operational business processes.

Contact Information

For more information about DataGenic and how we can help your business please contact your nearest office.

info@datagenicgroup.com - www.datagenicgroup.com



EMEA

United Kingdom

DataGenic Ltd
23 Austin Friars
London EC2N 2QP
United Kingdom

Tel: +44 203 008 82 60

Fax: +44 870 062 32 41



Asia

India

DataGenic India PVT
67-68/51, S. Kariappa Road
Basavanagudi
Bangalore – 560 004
India

Tel: +91 80 266 22607